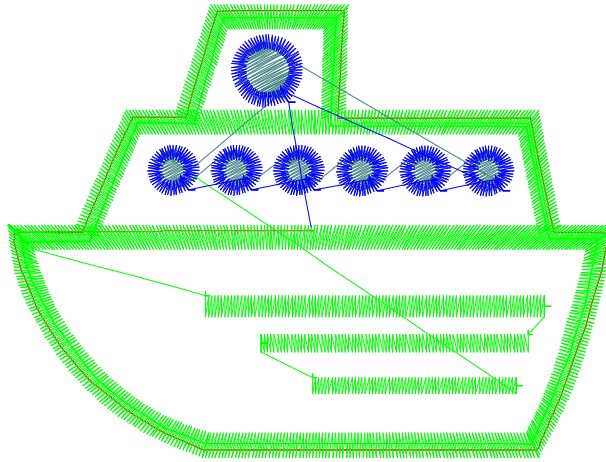
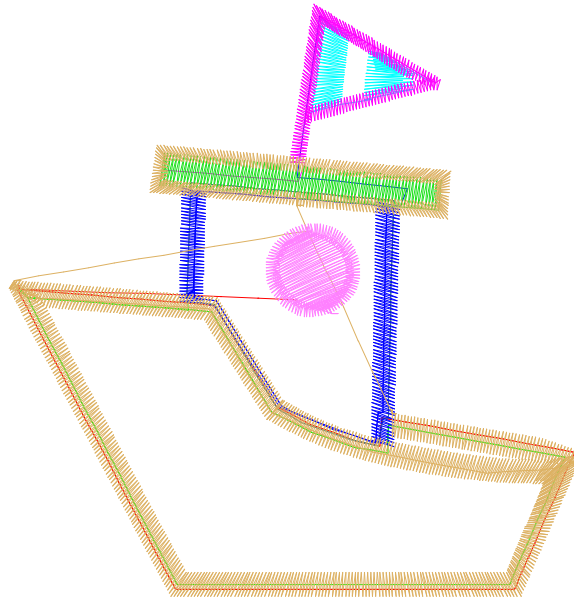


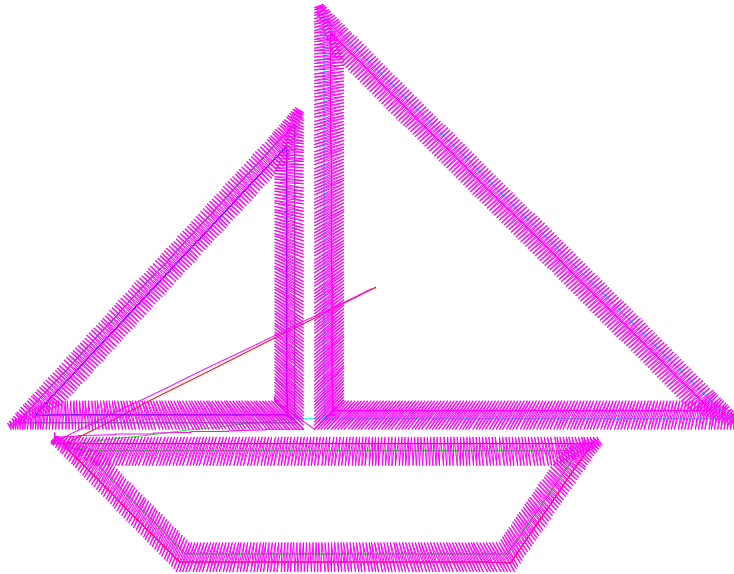
DESIGN NAME		CUSTOMER	DISK FORMAT		DATE	STITCH COUNT		DESIGN SIZE ENGLISH	
BAT 1					N/A	N/A		SCALABLE	
FILE NAME		SEW TIME	COLORS	TRIMS	BOBBIN USAGE		DESIGN SIZE METRIC		
BathtubA_Sailboat		N/A	6	N/A	N/A		SCALABLE		
COLOR SEQUENCE									
#	DESIGN SEGMENT	COLOR	THREAD ID		STITCH COUNT		THREAD USAGE		
1	Initial hull tack down				0		0.00 y / 0.00 m		
2	Final hull tack down				0		0.75 y / 0.68 m		
3	Initial mast tack down				0		0.68 y / 0.62 m		
4	Final mast tack down				0		0.47 y / 0.43 m		
5	Initial sail tack down				0		0.56 y / 0.51 m		
6	Final sail tack down and satins				0		0.56 y / 0.51 m		
APPAREL									
#	APPAREL TYPE	COLOR	S	M	L	XL	XXL	XXXL	PLACEMENT
1			0	0	0	0	0	0	
2			0	0	0	0	0	0	
3			0	0	0	0	0	0	
4			0	0	0	0	0	0	



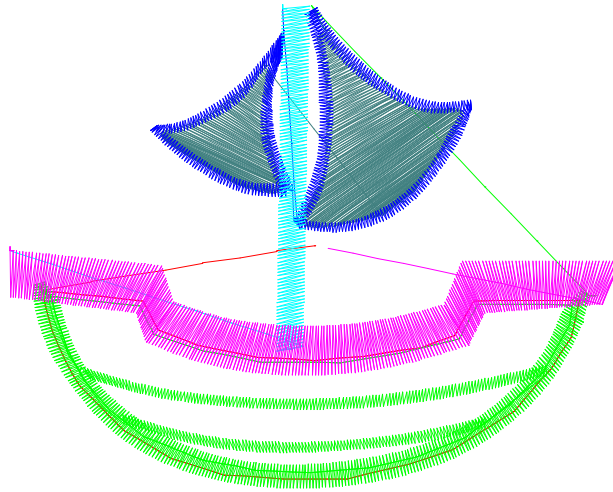
DESIGN NAME	CUSTOMER	DISK FORMAT	DATE	STITCH COUNT	DESIGN SIZE ENGLISH				
BAT 2			N/A	N/A	SCALABLE				
FILE NAME	SEW TIME	COLORS	TRIMS	BOBBIN USAGE	DESIGN SIZE METRIC				
BathtubB_CruiseShip.dst	N/A	4	N/A	N/A	SCALABLE				
COLOR SEQUENCE									
#	DESIGN SEGMENT	COLOR	THREAD ID	STITCH COUNT	THREAD USAGE				
1	Initial tack down whole boat			162	0.00 y / 0.00 m				
2	Final tack down and satins			137	1.73 y / 1.58 m				
3	Window			81	14.28 y / 13.06 m				
4	Window outline satins			101	2.70 y / 2.47 m				
APPAREL									
#	APPAREL TYPE	COLOR	S	M	L	XL	XXL	XXXL	PLACEMENT
1			0	0	0	0	0	0	
2			0	0	0	0	0	0	
3			0	0	0	0	0	0	
4			0	0	0	0	0	0	



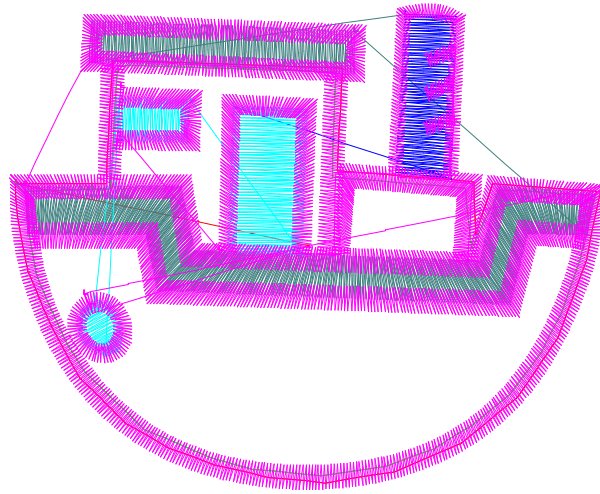
DESIGN NAME		CUSTOMER	DISK FORMAT		DATE	STITCH COUNT		DESIGN SIZE ENGLISH	
BAT 3					N/A	N/A		SCALABLE	
FILE NAME		SEW TIME	COLORS	TRIMS	BOBBIN USAGE		DESIGN SIZE METRIC		
BathTubC_TugBoat.dst		N/A	9	N/A	N/A		SCALABLE		
COLOR SEQUENCE									
#	DESIGN SEGMENT	COLOR	THREAD ID		STITCH COUNT		THREAD USAGE		
1	Initial tack down hull				208		0.00 y / 0.00 m		
2	Final tack down hull				2336		2.54 y / 2.32 m		
3	Initial tack down cabin				503		15.05 y / 13.76 m		
4	Final tack down & satin cabin				945		3.12 y / 2.85 m		
5	Inside of flag				95		5.15 y / 4.71 m		
6	Flag satin				2359		1.38 y / 1.26 m		
7	Cabin overhead				0		15.89 y / 14.53 m		
8	Satin outlines				0		1.35 y / 1.23 m		
9	Port hole				0		8.40 y / 7.68 m		
APPAREL									
#	APPAREL TYPE	COLOR	S	M	L	XL	XXL	XXXL	PLACEMENT
1			0	0	0	0	0	0	
2			0	0	0	0	0	0	
3			0	0	0	0	0	0	
4			0	0	0	0	0	0	



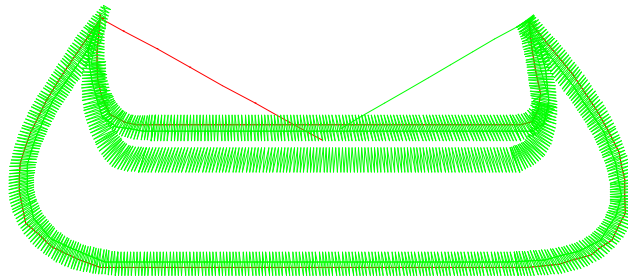
DESIGN NAME	CUSTOMER	DISK FORMAT	DATE	STITCH COUNT	DESIGN SIZE ENGLISH				
BAT 4			N/A	N/A	SCALABLE				
FILE NAME	SEW TIME	COLORS	TRIMS	BOBBIN USAGE	DESIGN SIZE METRIC				
BathtubD_SailBoat.dst	N/A	6	N/A	N/A	SCALABLE				
COLOR SEQUENCE									
#	DESIGN SEGMENT	COLOR	THREAD ID	STITCH COUNT	THREAD USAGE				
1	Initial tack down hull			166	0.00 y / 0.00 m				
2	Final tack down hull'			138	3.22 y / 2.94 m				
3	Initial tack down front sail			83	15.69 y / 14.35 m				
4	Final tack down front sail			321	3.61 y / 3.30 m				
5	Initial tack down aft sail			108	5.60 y / 5.12 m				
6	Final tack down aft sail & satins			287	2.09 y / 1.91 m				
APPAREL									
#	APPAREL TYPE	COLOR	S	M	L	XL	XXL	XXXL	PLACEMENT
1			0	0	0	0	0	0	
2			0	0	0	0	0	0	
3			0	0	0	0	0	0	
4			0	0	0	0	0	0	



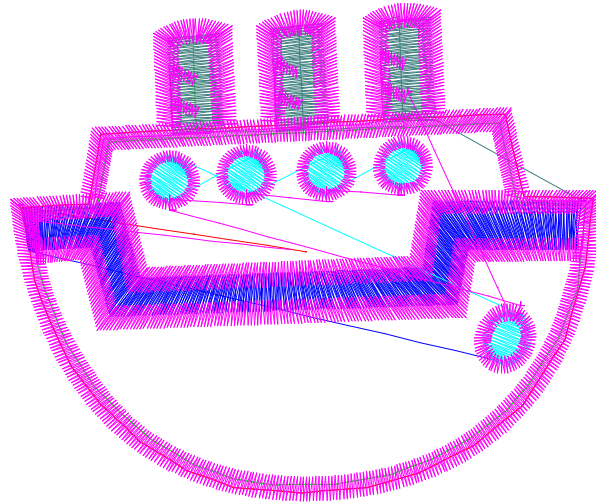
DESIGN NAME	CUSTOMER	DISK FORMAT	DATE	STITCH COUNT	DESIGN SIZE ENGLISH				
BAT 5			N/A	N/A	SCALABLE				
FILE NAME	SEW TIME	COLORS	TRIMS	BOBBIN USAGE	DESIGN SIZE METRIC				
BathtubE_SailBoat.dst	N/A	6	N/A	N/A	SCALABLE				
COLOR SEQUENCE									
#	DESIGN SEGMENT	COLOR	THREAD ID	STITCH COUNT	THREAD USAGE				
1	Initial tack down hull			132	0.00 y / 0.00 m				
2	Final tack down & hull satin & detail			128	3.94 y / 3.60 m				
3	Sail fill			89	20.57 y / 18.81 m				
4	Sail outline satin			77	10.68 y / 9.77 m				
5	Mast			133	7.91 y / 7.23 m				
6	Deck			2486	3.57 y / 3.27 m				
APPAREL									
#	APPAREL TYPE	COLOR	S	M	L	XL	XXL	XXXL	PLACEMENT
1			0	0	0	0	0	0	
2			0	0	0	0	0	0	
3			0	0	0	0	0	0	
4			0	0	0	0	0	0	



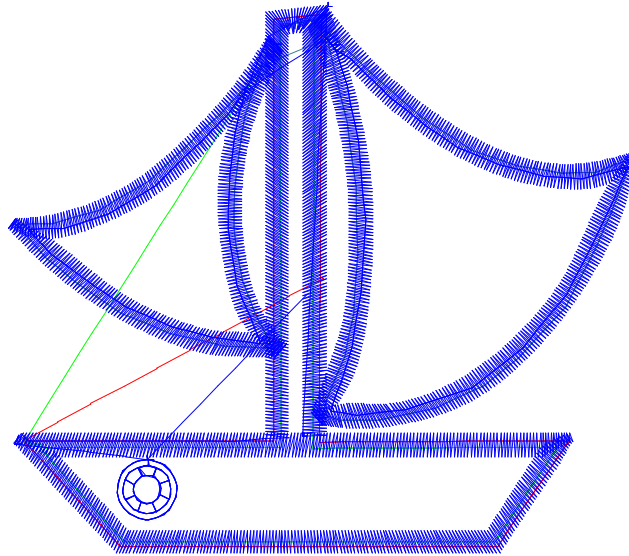
DESIGN NAME	CUSTOMER	DISK FORMAT	DATE	STITCH COUNT	DESIGN SIZE ENGLISH				
BAT 6			N/A	N/A	SCALABLE				
FILE NAME	SEW TIME	COLORS	TRIMS	BOBBIN USAGE	DESIGN SIZE METRIC				
BathtubF_TugBoat.dst	N/A	6	N/A	N/A	SCALABLE				
COLOR SEQUENCE									
#	DESIGN SEGMENT	COLOR	THREAD ID	STITCH COUNT	THREAD USAGE				
1	Initial tack down hull & cabin			166	0.00 y / 0.00 m				
2	Final tack down hull & cabin			1169	4.92 y / 4.50 m				
3	Satin for deck and overhead			1139	21.47 y / 19.63 m				
4	Smoke stack			795	19.37 y / 17.71 m				
5	Door window and port hole			258	9.53 y / 8.71 m				
6	Final satin and detail			498	6.63 y / 6.06 m				
APPAREL									
#	APPAREL TYPE	COLOR	S	M	L	XL	XXL	XXXL	PLACEMENT
1			0	0	0	0	0	0	
2			0	0	0	0	0	0	
3			0	0	0	0	0	0	
4			0	0	0	0	0	0	




DESIGN NAME	CUSTOMER	DISK FORMAT	DATE	STITCH COUNT	DESIGN SIZE ENGLISH				
BAT 7			N/A	N/A	SCALABLE				
FILE NAME	SEW TIME	COLORS	TRIMS	BOBBIN USAGE	DESIGN SIZE METRIC				
BathtubG_Canoe.dst	N/A	2	N/A	N/A	SCALABLE				
COLOR SEQUENCE									
#	DESIGN SEGMENT	COLOR	THREAD ID	STITCH COUNT	THREAD USAGE				
1	Initial tack down			0	0.00 y / 0.00 m				
2	Final tack down and satin			0	0.92 y / 0.84 m				
APPAREL									
#	APPAREL TYPE	COLOR	S	M	L	XL	XXL	XXXL	PLACEMENT
1			0	0	0	0	0	0	
2			0	0	0	0	0	0	
3			0	0	0	0	0	0	
4			0	0	0	0	0	0	




DESIGN NAME		CUSTOMER	DISK FORMAT		DATE	STITCH COUNT		DESIGN SIZE ENGLISH	
BAT 8					N/A	N/A		SCALABLE	
FILE NAME		SEW TIME	COLORS	TRIMS	BOBBIN USAGE		DESIGN SIZE METRIC		
BathtubH_CruiseShip.dst		N/A	6	N/A	N/A		SCALABLE		
COLOR SEQUENCE									
#	DESIGN SEGMENT	COLOR	THREAD ID		STITCH COUNT		THREAD USAGE		
1	Initial tack down hull and cabins				204		0.00 y / 0.00 m		
2	Final tack down hull and cabins				1677		1.80 y / 1.64 m		
3	Smoke stacks				0		10.62 y / 9.71 m		
4	Deck satin				0		2.98 y / 2.72 m		
5	Port holes				0		6.20 y / 5.67 m		
6	Satin outline and detail				0		2.09 y / 1.91 m		
APPAREL									
#	APPAREL TYPE	COLOR	S	M	L	XL	XXL	XXXL	PLACEMENT
1			0	0	0	0	0	0	
2			0	0	0	0	0	0	
3			0	0	0	0	0	0	
4			0	0	0	0	0	0	



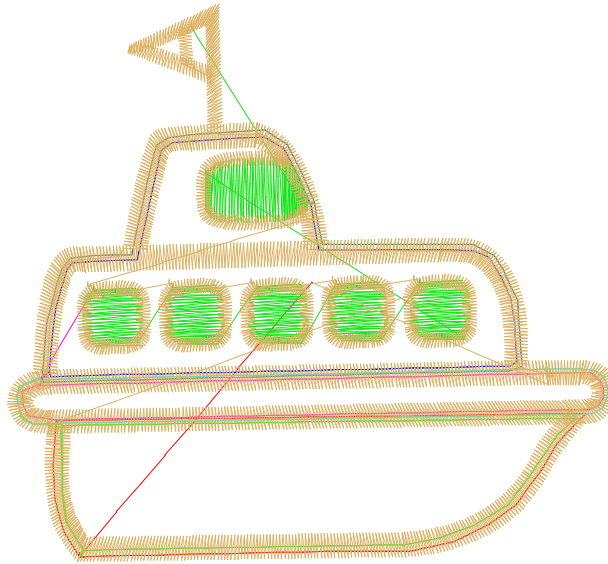
DESIGN NAME		CUSTOMER	DISK FORMAT		DATE	STITCH COUNT		DESIGN SIZE ENGLISH	
BAT 9					N/A	N/A		SCALABLE	
FILE NAME		SEW TIME	COLORS	TRIMS	BOBBIN USAGE		DESIGN SIZE METRIC		
Bathtubl_Sailboat.dst		N/A	4	N/A	N/A		SCALABLE		
COLOR SEQUENCE									
#	DESIGN SEGMENT	COLOR	THREAD ID			STITCH COUNT	THREAD USAGE		
1	Initial tack down hull & mast					180	0.00 y / 0.00 m		
2	Final tack down hull & mast					166	2.90 y / 2.66 m		
3	Initial tack down sails					566	11.74 y / 10.74 m		
4	Final tack down & satins & detail					1218	4.06 y / 3.72 m		
APPAREL									
#	APPAREL TYPE	COLOR	S	M	L	XL	XXL	XXXL	PLACEMENT
1			0	0	0	0	0	0	
2			0	0	0	0	0	0	
3			0	0	0	0	0	0	
4			0	0	0	0	0	0	



DESIGN NAME		CUSTOMER	DISK FORMAT		DATE	STITCH COUNT		DESIGN SIZE ENGLISH	
BAT 10					N/A	N/A		SCALABLE	
FILE NAME		SEW TIME	COLORS	TRIMS	BOBBIN USAGE		DESIGN SIZE METRIC		
BathtubJ_Tugboat		N/A	5	N/A	N/A		SCALABLE		
COLOR SEQUENCE									
#	DESIGN SEGMENT	COLOR	THREAD ID		STITCH COUNT		THREAD USAGE		
1	Initial tack down hull and cabins				210		0.00 y / 0.00 m		
2	Final tack down hull & cabins				220		3.86 y / 3.53 m		
3	Smoke stack and flag				242		12.74 y / 11.65 m		
4	Port holes				3363		7.06 y / 6.45 m		
5	Satin outline and detail				498		24.76 y / 22.64 m		
APPAREL									
#	APPAREL TYPE	COLOR	S	M	L	XL	XXL	XXXL	PLACEMENT
1			0	0	0	0	0	0	
2			0	0	0	0	0	0	
3			0	0	0	0	0	0	
4			0	0	0	0	0	0	



DESIGN NAME		CUSTOMER	DISK FORMAT		DATE	STITCH COUNT		DESIGN SIZE ENGLISH	
BAT 11					N/A	N/A		SCALABLE	
FILE NAME		SEW TIME	COLORS	TRIMS	BOBBIN USAGE		DESIGN SIZE METRIC		
BathtubK_Cruise Ship		N/A	8	N/A	N/A		SCALABLE		
COLOR SEQUENCE									
#	DESIGN SEGMENT	COLOR	THREAD ID		STITCH COUNT		THREAD USAGE		
1	Initial tack down hull & cabin				200		0.00 y / 0.00 m		
2	Final tack down hull & cabin				220		5.77 y / 5.28 m		
3	Initial tack down main deck				328		14.60 y / 13.35 m		
4	Final tack down main deck				142		10.70 y / 9.79 m		
5	Initial tack down smoke stack				2819		26.10 y / 23.86 m		
6	Final tack down smoke stack				3265		30.93 y / 28.29 m		
7	Port holes				0		17.90 y / 16.37 m		
8	satin outline and detail				0		1.71 y / 1.57 m		
APPAREL									
#	APPAREL TYPE	COLOR	S	M	L	XL	XXL	XXXL	PLACEMENT
1			0	0	0	0	0	0	
2			0	0	0	0	0	0	
3			0	0	0	0	0	0	
4			0	0	0	0	0	0	



DESIGN NAME		CUSTOMER	DISK FORMAT		DATE	STITCH COUNT		DESIGN SIZE ENGLISH	
BAT 12					N/A	N/A		SCALABLE	
FILE NAME		SEW TIME	COLORS	TRIMS	BOBBIN USAGE		DESIGN SIZE METRIC		
BathtubL_CruiseShip.dst		N/A	8	N/A	N/A		SCALABLE		
COLOR SEQUENCE									
#	DESIGN SEGMENT	COLOR	THREAD ID		STITCH COUNT		THREAD USAGE		
1	Initial tack down hull				202		0.00 y / 0.00 m		
2	Final tack down hull				161		6.48 y / 5.93 m		
3	Initial tack down cabins				109		15.26 y / 13.95 m		
4	Final tack down cabins				147		11.36 y / 10.38 m		
5	Initial tack down main deck				63		26.74 y / 24.45 m		
6	Final tack down main deck				77		31.55 y / 28.85 m		
7	Port holes				390		18.54 y / 16.95 m		
8	Satin outline and detail				2770		6.17 y / 5.64 m		
APPAREL									
#	APPAREL TYPE	COLOR	S	M	L	XL	XXL	XXXL	PLACEMENT
1			0	0	0	0	0	0	
2			0	0	0	0	0	0	
3			0	0	0	0	0	0	
4			0	0	0	0	0	0	